



GULF UNIVERSITY FOR SCIENCE AND TECHNOLOGY



2017-2018

Inside this issue

<i>What's New?</i>	2
<i>New to the Stacks</i>	3
<i>Library Quiz– Contd.</i>	3
<i>What is Cabell's Blacklist?</i>	4
<i>Literature Review—A Step-by-Step Guide</i>	4

Library Hours

Sunday—Thursday	Saturday
8:00 a. m.—9:00 p.m.	9:00 a.m.—7:00 p.m.

The Library is closed on Fridays and public holidays.

SCAN QR CODES FOR QUICK ACCESS TO LIBRARY WEBSITE

The Library offers three QR codes for instant access to the **Library Homepage**, **eResources**, and **LibGuides** from your smart phones, and/or other gadgets.

What is a QR code and why use it?

QR (Quick Response) code is a 2 dimensional picture with horizontal and vertical encoding that can be linked to a URL, an image, a contact number, etc.

Scanning a QR code and storing data directly using your mobile phone is more convenient than writing down URLs on a piece of paper.

You can keep a digital archive of this information in your phone and go back at any time.

Where do I get a QR code scanner / reader application?

Certain cell phones have QR code scanning functionality built-in. However, If you have a “smart phone” or other handheld device (like a tablet, iPad, etc.), QR scanner / reader apps are typically available for free installation wherever you go to get new apps.

How does a QR code work?

Open the QR scanner / reader application (app) and capture the QR code with your mobile device camera. Depending on the code's content, the application will translate the QR code into a URL, text, image, etc.

QR CODES AT THE A. M. AL-REFAI LIBRARY

We currently have the following three QR Codes for the Library, that will direct you to the Library Homepage, eResources, and LibGuides respectively.

Scan the below for
Library Homepage



Scan the below for
eResources



Scan the below for
LibGuide



Join us on April
18th @10:30 in
the Library, for
release of *Excelsior*
Volume 11!

“Reading furnishes the
mind only with materials of
knowledge; it is thinking
that makes what we read
OURS ”

- John Locke





WHAT'S NEW?

EXPLORE THE TRIAL DATABASES VIA THE LIBRARY WEBSITE

S. No.	Resource	Description	Trial Period
1	AskZad	2000 Arabic print newspapers and magazines; more than 12000 online news websites in Arabic and English	25/03/2018 - 24/04/2018
2	Arab World Research Source	More than 420 full-text resources, including more than 300 academic journals; nearly 160 Arabic language full-text titles; academic journals; trade publications; conference papers; industry profiles	25/03/2018 - 24/04/2018
3	eBook Arabic Collection	4,600 customized, multidisciplinary Arabic e-books providing educational content covering a broad range of subjects including art, biography, business and management, child development, education, medicine, social sciences, humanities, Islamic studies, history, law, music, religion, political science, technology, engineering and more	25/03/2018 - 24/04/2018
4	IEEE Xplore Electronic Library (IEL)	174 IEEE journal, magazine, and transaction titles; 26 IET journal and magazine titles; 1,400+ IEEE conference titles; 20+ IET conference and seminar digests-over 2,800 approved and published	01/04/2018 - 24/04/2018

CANCELLED DATABASES FOR 2017-2018

Considering the budgetary constraints and low user statistics, the below listed databases have been cancelled, at the discretion of the respective Colleges.

1. American Real Estate Society (ARES)
2. Bayanati
3. Gemba Academy
4. Oxford English Dictionary (OED)

NEW GUIDE IN LIBGUIDE: STUDY SKILLS

- Home
- Listening Skills
- Note Taking Skills
- Reading Skills
- Memorization Skills
- Writing Skills
- Time Management Skills
- Study Group
- Other Skills

Study Skills

Struggling to be a successful student is not magic. But, it does require desire, dedication and a lot of work. If you want to learn how to become a successful student, then this guide is the right one for you. The guide will provide you everything you need in order to learn how to learn more effectively.

Study skills are a collection of strategies that help students to gain and retain information from their course lectures and textbooks. They are skills that boost students' ability to study, retain and recall information when required. Study skills are essential for acquiring good grades.

The ultimate aim of study skills is to learn efficiently and effectively.

9 study techniques to help your grades

Study effectively 9 study t...
9 STUDY SKILLS AND STUDY TIPS

Why do study skills matter?

5 Step Study Technique (The Study Cycle)

To study efficiently and effectively, follow this 5-step technique of studying. The technique works the way your brain learns best. It reinforces new content and builds confidence. The study cycle can be easily adapted to any coursework.

The five steps of the study cycle are:

1. Preview (what you do before the class)
2. Attend (what you do during the class)
3. Review (what you do after the class)
4. Study (what you do frequently)
5. Assess (what you do frequently)

Before class, skim the chapter, identifying headings, subheadings, bolded words, chapter objectives, summaries and questions you'd like to be answered in class

Perform periodical reality checks - Am I using study methods that are effective? - Do I understand the material well enough to teach it to others?

Go to class, pay attention, participate, ask questions and take good notes

Daily, read your textbooks and notes actively, ask 'why?', 'how?', and 'what if?'
Weekend Review: Read notes and material from the previous week to make connections and take good notes

After class, review your class notes, fill in any gaps, and formulate questions you need to be answered

12 Habits of Successful Students

1. Prepare before the class
2. Attend, participate and ask questions
3. Take well organized notes
4. Study and review frequently
5. Set goals for your study sessions
6. Set a schedule for your study sessions
7. Manage a conducive environment for your study
8. Have enough sleep
9. Find a dedicated study group
10. Choose the learning style that suits you
11. Do not cram for your test
12. Start with the most difficult topics first

Study Tips

13 Study Tips

READ 70% RECITE 1/3

20 min

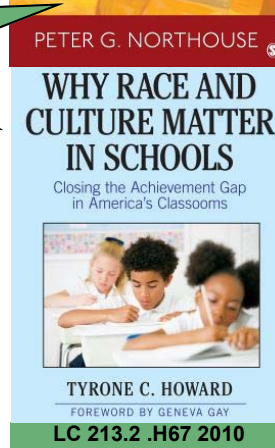

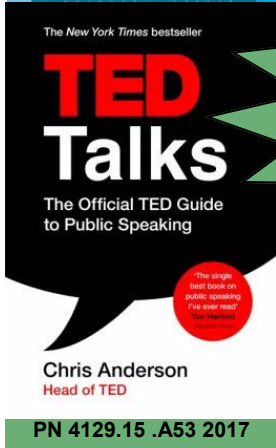



Top 10 Bad Study Habit

1. Procrastination (Waiting until the last minute)
2. Changing the way you study

Study Skills guide aims at providing strategies that would help students to gain, retain, and recall information when required.

The guide is further classified into the following sections:

- [Listening Skills](#)
- [Note-taking Skills](#)
- [Reading Skills](#)
- [Memorization Skills](#)
- [Writing Skills](#)
- [Time Management Skills](#)
- [Study Group](#)
- [Other Skills](#)



NO FOOD & DRINK

The Library is a place for study and reflection, hence eating and drinking is discouraged.



- Bottled water may be brought in and consumed by users.
- Drinks other than water, and paper/plastic cups, glass, or open containers are not permitted inside the Library.
- Food items of any kind are strictly prohibited in the Library, whether or not they are being consumed.

LIB QUIZ contd...

- Two ways you can contact us from our website are: Ask-a Librarian and Library email links
 - True
 - False
- How many calculators can one check out at a time, and for how long?
 - Three calculators for a maximum of two hours
 - One calculator for a maximum of two hours
 - One calculator for a maximum of two days
- The link to Frequently Asked Questions is located under
 - eResources
 - Catalog
 - About Us
- The past examination papers are accessible via:
 - Library Online Catalog
 - News Repository
 - Exam Repository
- What would an in-text citation include when the author of a source is unknown?
 - the word anonymous and the year of publication
 - the first few words of the Reference list entry
 - A or B depending on if the author is unknown or identified as anonymous

Can I access eResources off campus?

All registered students, faculty, and staff members are offered off-campus access!! You must login using your GUST ID and password when directed to the EZProxy (off campus) login page.



We are happy to answer your queries, please contact us as below:

+965 25307090

library@gust.edu.kw

Answers to quiz on previous issue: 1. a, 2. c, 3. a, 4. a, 5. b



WHAT IS CABELL'S BLACKLIST?

Specialists analyze over 60 behavioral indicators to keep the community aware of the growing threats and to keep academia protected from exploitative operations. Cabell's Blacklist Review Board uses the following criteria to evaluate all journals suspected of deceptive, fraudulent, and/or predatory practices.

The following criteria are considered when evaluating a suspected journal:

- (i) Integrity (ii) Peer Review (iii) Website (iv) Publication Practices (v) Indexing & Metrics (vi) Fees (vii) Access & Copyright (viii) Business Practices

Below is one of the Blacklist Journals listed in Cabell's with details of its violations.

Global Journal of Digestive Diseases

6

 Violations

Insight Medical Publishing (OMICS International)

United States Open access Reviewed Dec 27, 2016

About

Biological Sciences, Medicine

Disciplines

2472-1891

ISSN

2015

Launch date

VIOLATIONS

Integrity

- The publisher hides or obscures relationships with for-profit partner companies.

Website

- Does not identify a physical address for the publisher or gives a fake address.
- Journal or publisher uses a virtual office or other proxy business as its physical address.

Publication Practices

- Emails from journals received by researchers who are clearly not in the field the journal covers.

LITERATURE REVIEW - A STEP BY STEP GUIDE (Continuing series)

A good literature review demonstrates that you know the field, justifies the reason for your research and allows you to establish your theoretical framework and methodological focus

STEP 5 — Summarize and Organize your Readings

Mindmaps are a visual map to link and organize key concepts of your research. They also show links and relationships between ideas.

Sometimes it is a good idea to number key ideas in the order that you are going to place them in your literature review.

Step 6 to Continue.....

Example of a mindmap

Here is an example of a mindmap on motivation

